

Legacy Door Design Specifications

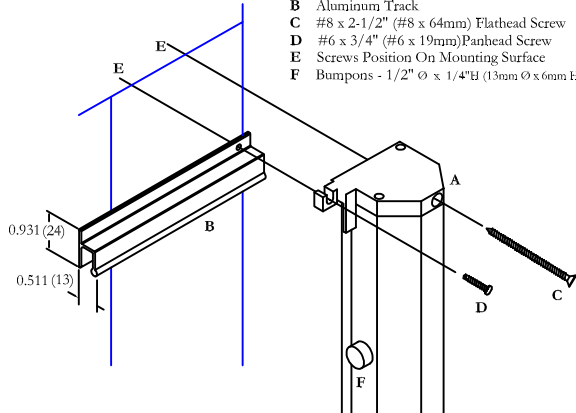
External Assembled View

For Illustration Purposes Only - Not Drawn to Scale

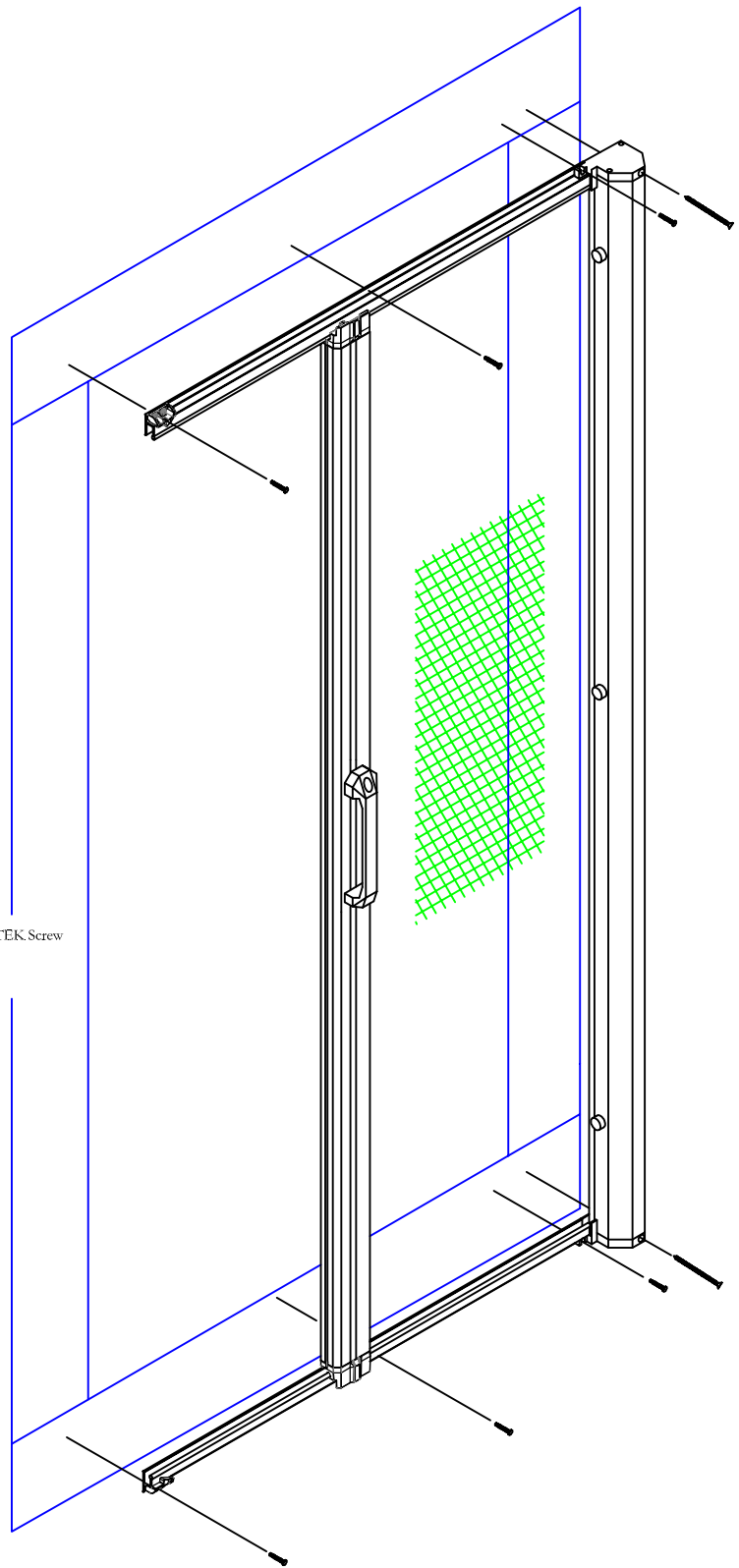
All Dimensions Are Shown In Inches and Millimeters In Brackets

Parts Spec

- A Aluminum Housing c/w Nylon End Cap
1-7/8"W x 2-49/64"D (48mm W x 71mm D)
- B Aluminum Track
- C #8 x 2-1/2" (#8 x 64mm) Flathead Screw
- D #6 x 3/4" (#6 x 19mm) Panhead Screw
- E Screws Position On Mounting Surface
- F Bumpons - 1/2" Ø x 1/4"H (13mm Ø x 6mm H)

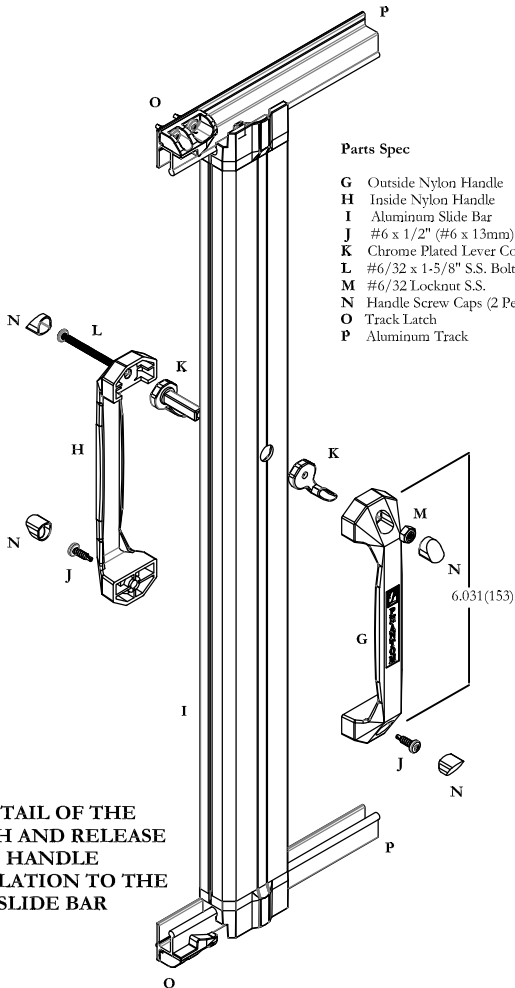


**DETAIL OF TRACK POSITION
IN RELATION
TO THE HOUSING AND HOUSING END CAP
(HEAD VIEW)**



Parts Spec

- G Outside Nylon Handle
- H Inside Nylon Handle
- I Aluminum Slide Bar
- J #6 x 1/2" (#6 x 13mm) Panhead TEK Screw
- K Chrome Plated Lever Components
- L #6/32 x 1-5/8" S.S. Bolt
- M #6/32 Locknut S.S.
- N Handle Screw Caps (2 Per Handle)
- O Track Latch
- P Aluminum Track



**DETAIL OF THE
LATCH AND RELEASE
HANDLE
IN RELATION TO THE
SLIDE BAR**

Creator: NDR	Date: 03/08/16	Revision: Rev: 01
Drawing Title: PSLEGACYPRODDDESIGNSPEC01		
Revision #: 01	Description: Revised Lever Materials	Date: 03/08/16
© 2016 Phantom Mfg. Intl Ltd.		Scale: NTS